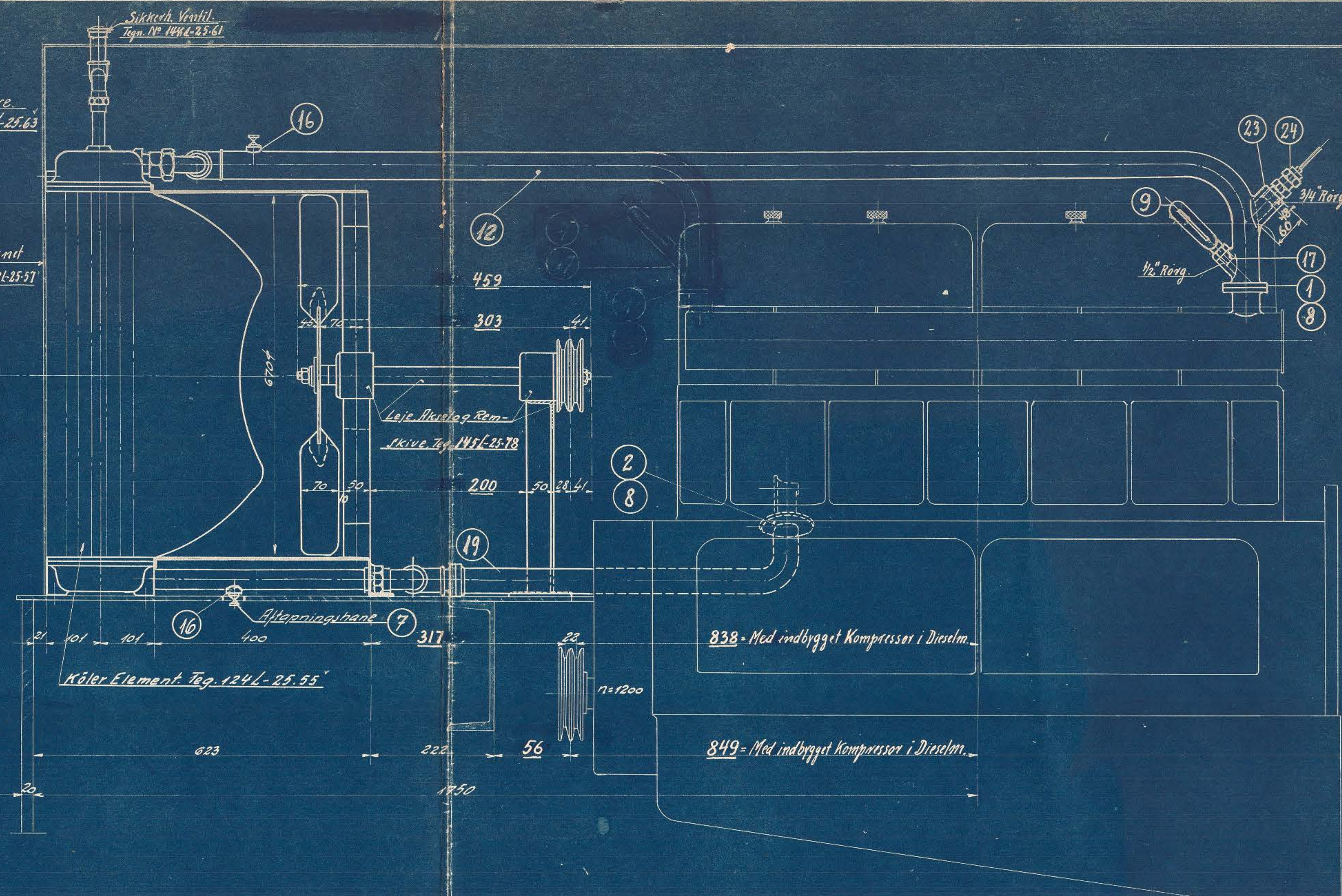



Sikkerheds Ventil.
Tegn. N^o 145L-25-61

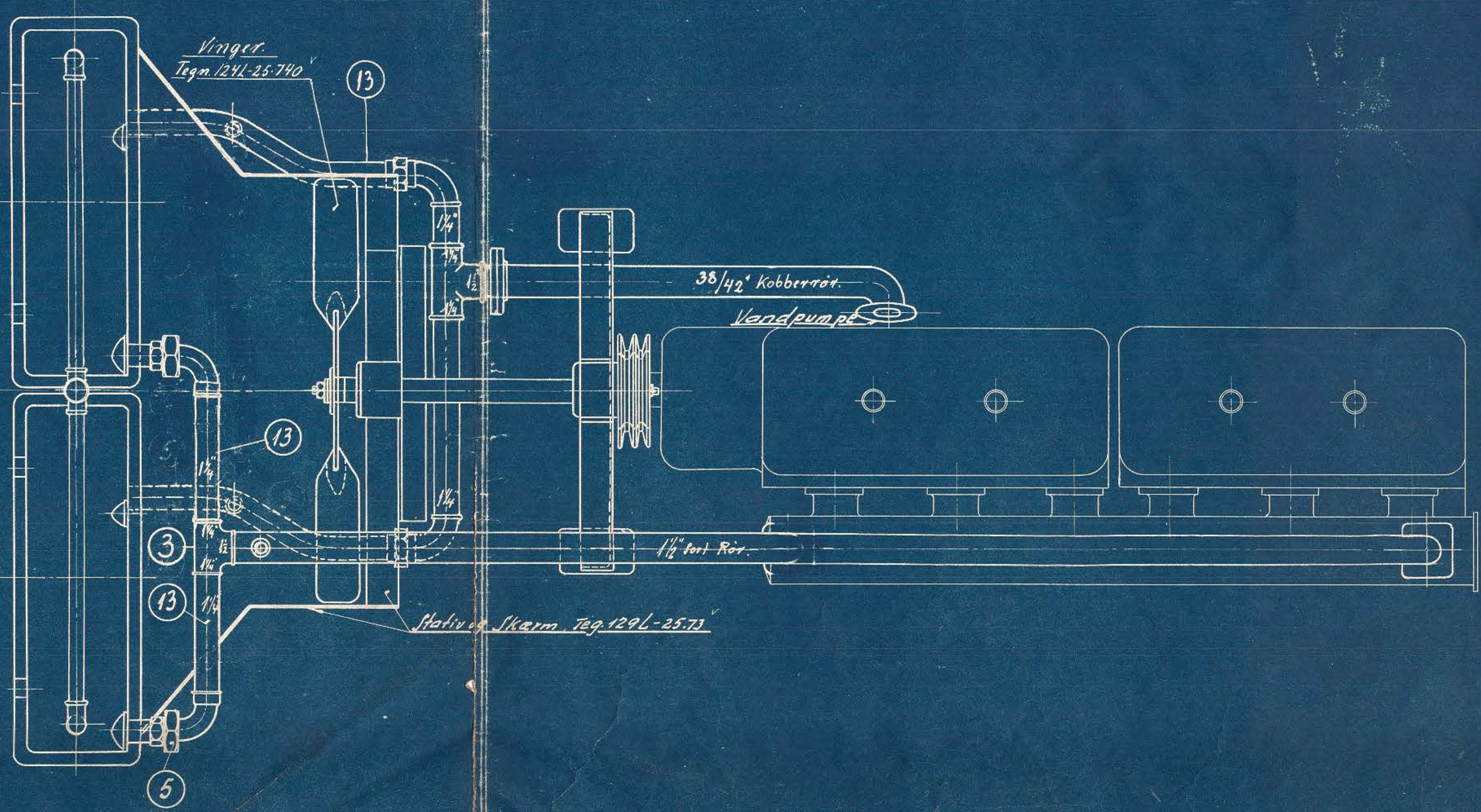



54978-Z

№	Mængde	Beskrivelse	Material	Antal	Antal	Antal
1	1	Flange lirk. 76x76x14	Fluor			80x30x16
2	1	do. oval 98x60x14	"			65x25x16
3	2	Tee 1 1/2" x 1 1/2" x 1 1/2"	GF	No. 130		Tegnings
4	1	do. 1/2" x 1" x 1/2"	"	No. 130		"
5	4	Vinkelunion. 1 1/2"	"	No. 96		"
6	2	Vinkelunion. 1/2"	"	No. 96		"
7	2	Aftapningshane 1/2"	"	No. 62		"
8	4	Zakninger 3 3/8 x 3/8 x 1/8	Gumm	No. 300x10x45		"
9	1	Termometer No. 3	Met.	No. 87		Tagasin
10	4	Bolte Vinst. 1/2" x 40	Fluor			"
11	2	Tappe 1/2" x 45	Met.			1/2" x 110
12	1	Rør 1 1/2"	Jern			1/2" x 2200
13	8	do. 1 1/4"	"			1/2" x 2200
14	1	do. 1"	"			1" x 100
15	4	do. 1/2"	"			1/2" x 1200
16	3	Knaster f. Parvejen. Fluor				32x4.75
17	1	do.				" x 50
18	2	Luftventiler 1/2"	Met.	No. 61		Tagasin
19	1	Kobberrør 38/42 x 800	Kobber			Best.
20	2	Oval Flanger 98x60x14	Fluor			110x55x16
21	2	Bolte 1/2" x 45	"			Tagasin
22	4	Rørproppper 1/2"	GF	No. 294		"
23	1	Knasttil Parvejen 38-60 Fluy.				11" x 70
24	1	Fjerntermometer, Løst = 2,5 m.				Best.

838 - Med indbygget Kompressor i Diesel.

849 - Med indbygget Kompressor i Diesel.



TILSVARENDE TIDL. UDFØRELS: 129L-25-76

A/S FRICH'S AGENS

Rørplan og Arrangement af Kølere

Metal-el. 113/15 HK. Rangerteke.

R.T.	1:5	1:1
28.8.1933		145L-25-64