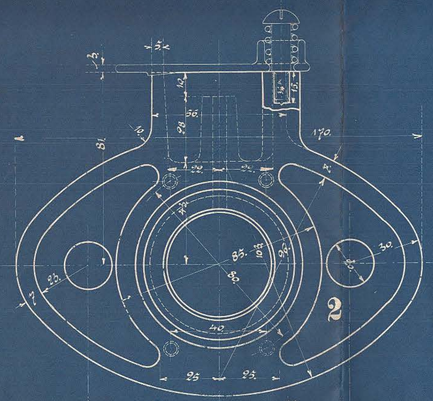

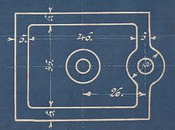

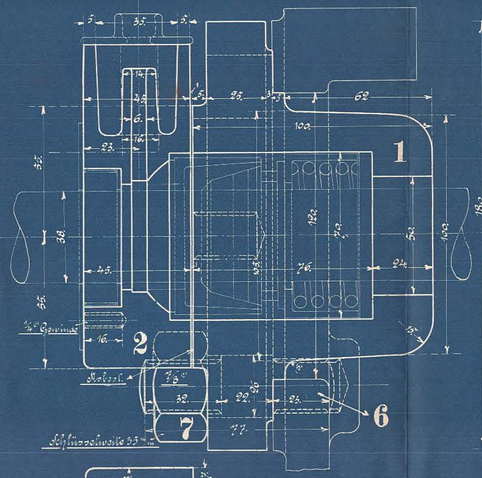

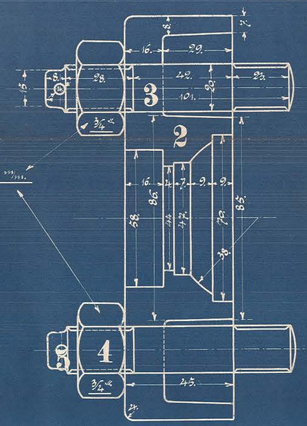



Teile zu den Stopfbüchsen siehe Zeichng. Nr. 185.

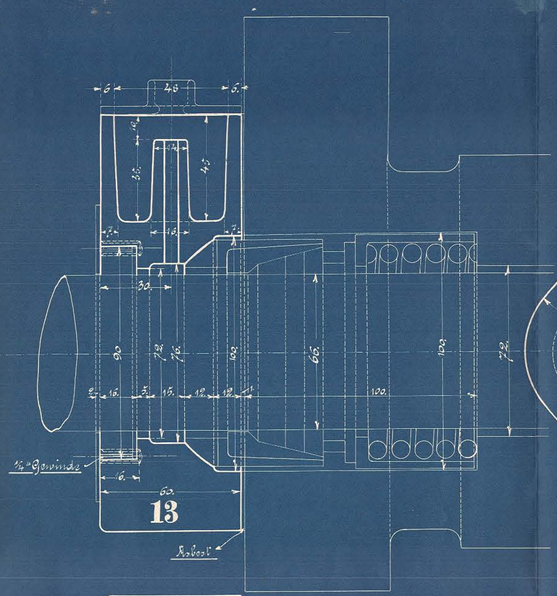

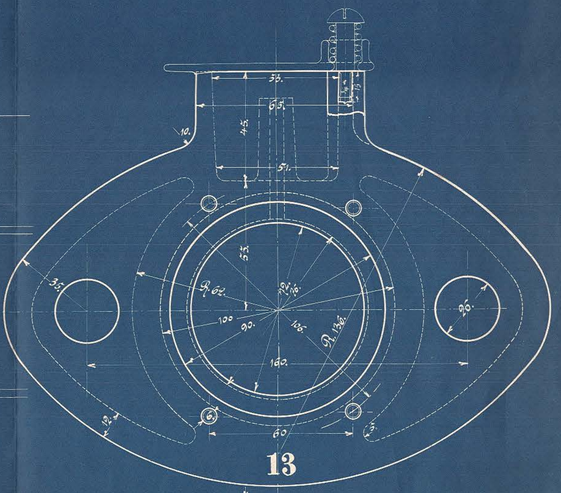

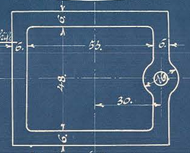

Ausführung für eine Lokomotive.

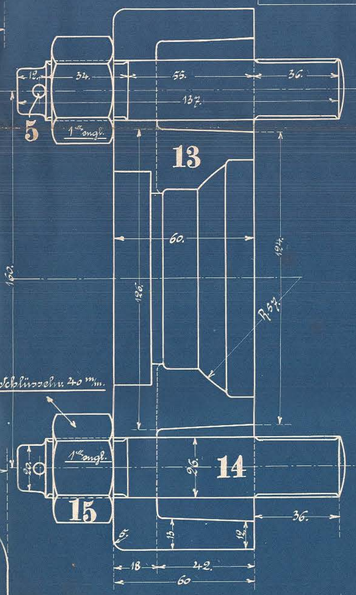

Stückzahl	Benennung	Nummer	Material	Bemerkung	Bestellterm	Nachtzeichen
2	Stopfbüchsen Gehäuse	1	G. E.			
2	" " " Brillen, 1 rechts, 1 links.	2	"			
4	Stiftschrauben Nr. 6.	3	Fl. E.			
4	Muttern Nr. 6.	4	"			
8	Splinte	5	"			
16	Stiftschrauben Nr. 7	6	"			
16	Muttern Nr. 7.	7	"			
2	vordere Schieberstangenführungen	8	G. E.			
2	Büchsen dazu	9	Rg.			
2	Schrauben Nr. 3.	10	Fl. E.			
2	Vorschlußschrauben	11	Rg.			
2	Dichtungsringe	12	Kpf.			
2	Stopfbüchsenbrillen, 1 rechts, 1 links.	13	G. E.			
4	Stiftschrauben Nr. 8.	14	Fl. E.			
4	Muttern Nr. 8.	15	"			

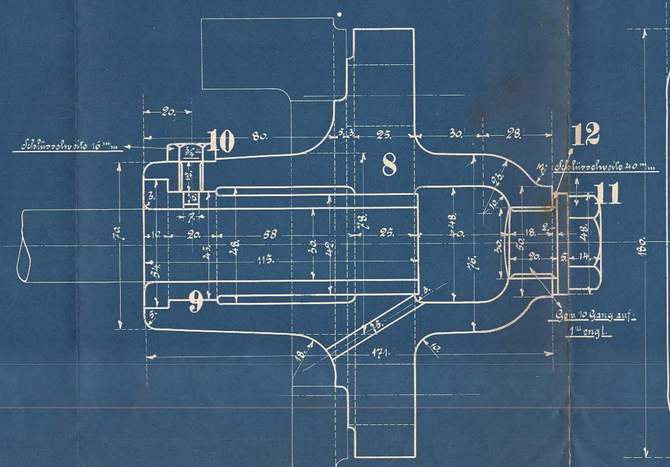



HENSCHEL & SOHN
CASSEL

Gribskovbanen

Kolbenschieberstangen-Stopfbüchse
und vordere Führung.

Zeichng. Nr. 185

A164