



# Sporskiftelygter


Lille Model  
anvendes normalt



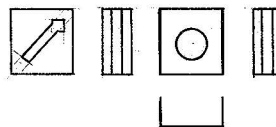
Stor Model  
kun ved Jndgangsspsk.










Særlig Model,  
Anv. se nedenfor



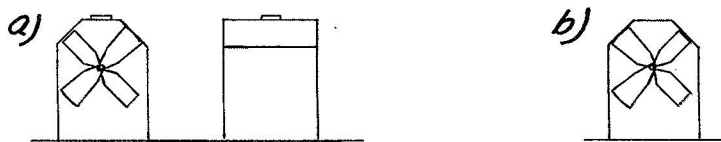
Privatbane Model,  
U-formet Plade, uden Lys



## Formsignalernes Betydning er:


-  Sporskiftet stillet til lige Spor.
-  Modgaaende Sporskifte stillet til afvigende Spor. (højre)
-  Medgaaende " " " " "
-  Som foregaaende, men kun ved dobbeltkrumme Sporskifter.
-  Togvejen spærret (blaa Cirkel paa hvid Bund).
-  Sporet spærret.
-  Krydsningssporskiftet stillet til de afvigende Spor.

## Særligt Signal ved helt Krydsningspsk.



- a) Krydsningssporskiftet stillet til et lige Spor.  
b) " " " " afvigende Spor.

## Sporskifte-Trækbukke



1:45	Voerslev d. 25-7-45	Sporskiftesignaler	P.-2. Hærbly	40
		De danske Statsbaner		02